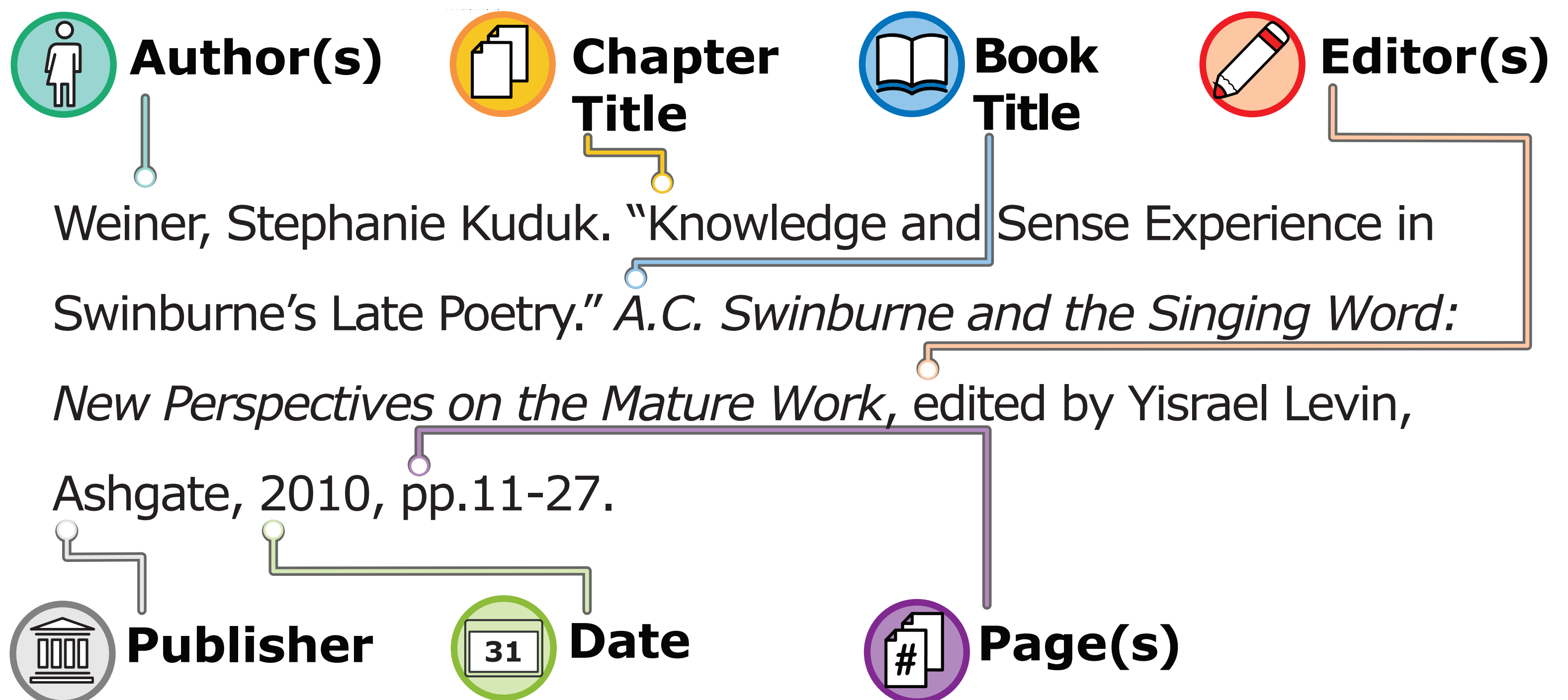









MLA Citation style: Works Cited

Book Chapter



-  **Author(s):** Write the author's last name, followed by a comma, then the rest of their name as written in the chapter. If there is a second author, write "and", followed by their first and last name(s) as written in the chapter, and end with a period.
-  **Chapter Title:** Write the title of the chapter, capitalizing the first word and every subsequent word except conjunctions. End with a period. Place quotation marks on both sides of the title, with the period inside.
-  **Book Title:** Write the title of the book in italics, followed by a comma.
-  **Editor(s):** Write "edited by", followed by the name of the editor as written in the book. If there is a second author, write "and", followed by the name of the second editor as written in the book. If there are three or more editors, write only the first editor's name, followed by "et al.". End with a comma.
-  **Publisher:** Write the name of the publisher as it appears in the book, but omit business words from the name like "Company" (Co.) or "Incorporated" (Inc.). Replace the words "University" and "Press" with "U" and "P" respectively. End with a comma.
-  **Date:** Write the year in which the book was published, followed by a comma.
-  **Page Numbers:** Write "pp." and the page range of the chapter, followed by a period.